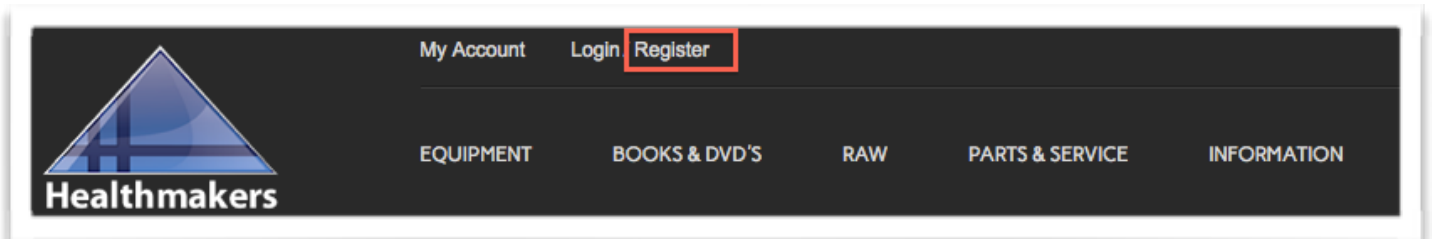
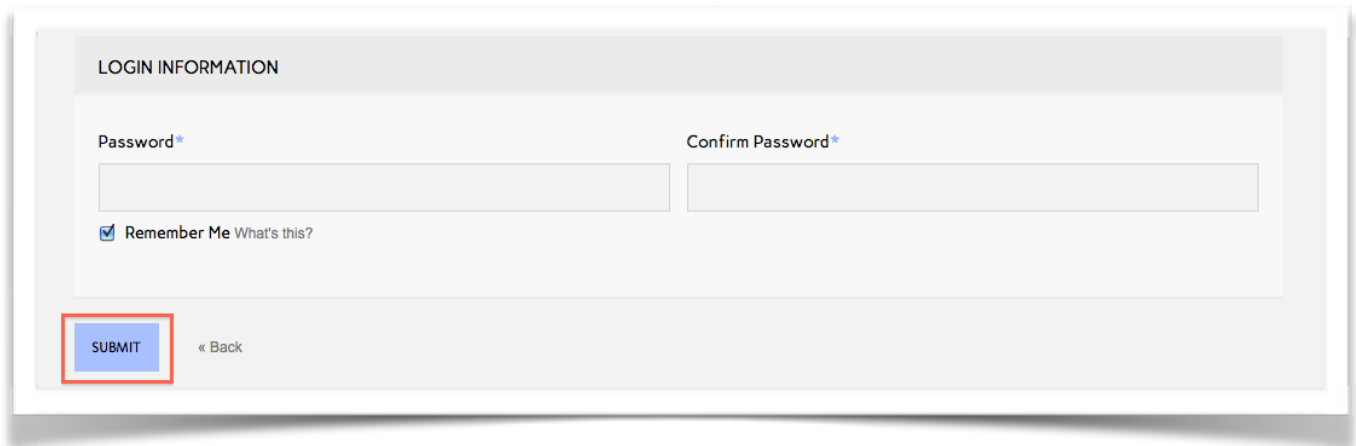


# How To Order

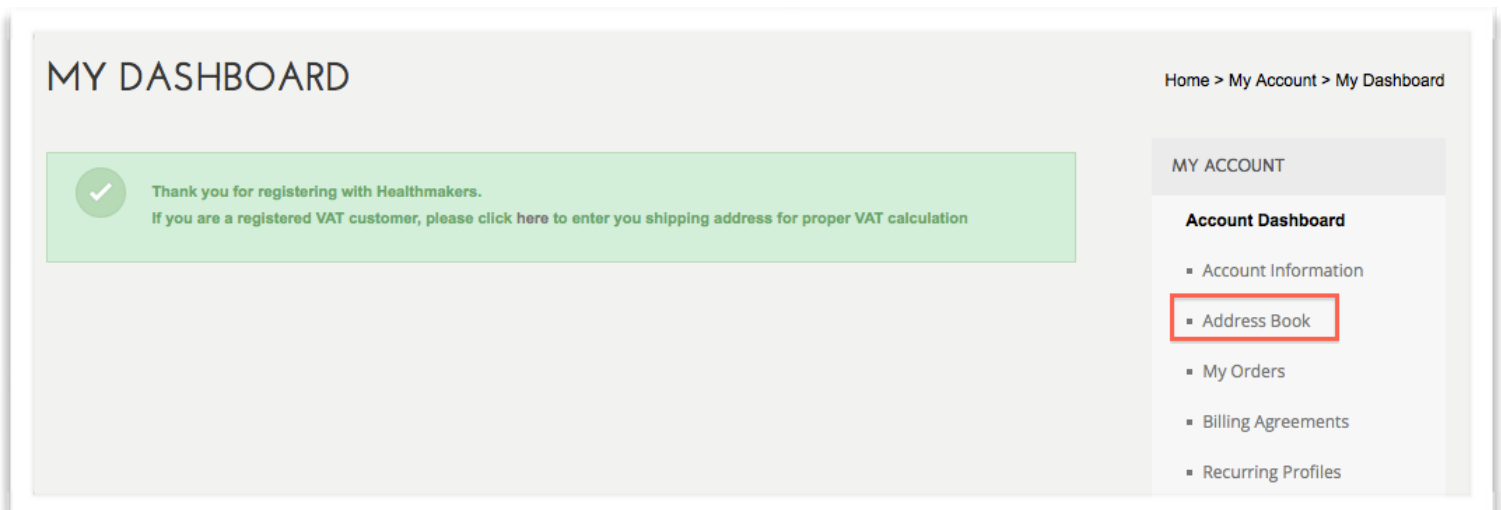
1. If you do not have an account Click **Register**.



2. Fill in the your **information** and password then click the **submit** button

The image shows a registration form titled "LOGIN INFORMATION". It contains two input fields: "Password\*" and "Confirm Password\*". Below the "Password\*" field is a checkbox labeled "Remember Me" with a link "What's this?". At the bottom left of the form is a blue "SUBMIT" button, which is highlighted with a red rectangular box. To the right of the "SUBMIT" button is a link "« Back".

3. Once you are redirected to your dashboard click **Address Book**

The image shows the user dashboard of the Healthmakers website. The main heading is "MY DASHBOARD". On the right side, there is a breadcrumb trail: "Home > My Account > My Dashboard". Below this is a "MY ACCOUNT" section with a sub-heading "Account Dashboard". Underneath, there is a list of menu items: "Account Information", "Address Book", "My Orders", "Billing Agreements", and "Recurring Profiles". The "Address Book" item is highlighted with a red rectangular box. On the left side of the dashboard, there is a green notification box with a checkmark icon. The text inside the box says: "Thank you for registering with Healthmakers. If you are a registered VAT customer, please click here to enter you shipping address for proper VAT calculation".

4. Fill out your delivery details and click **Save Address**.

Please note : You must add the delivery details dependant on the type of delivery you require (Postal, Courier etc.)

If you require a VAT invoice please to add your VAT number.

ADDRESS

Street Address \*

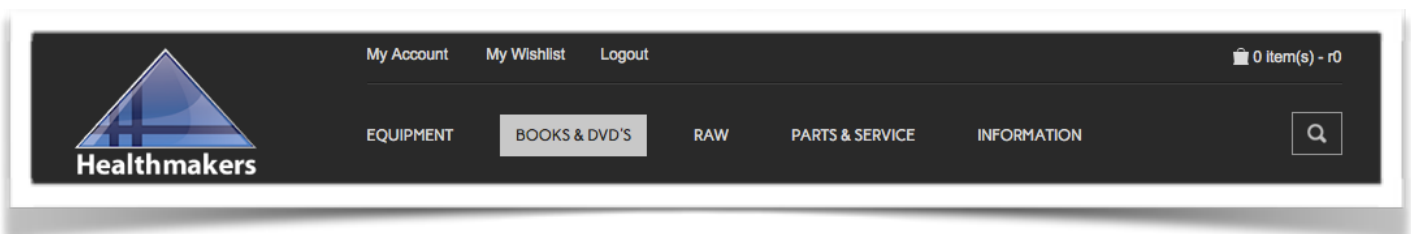
VAT Number

City\* County/State/Province

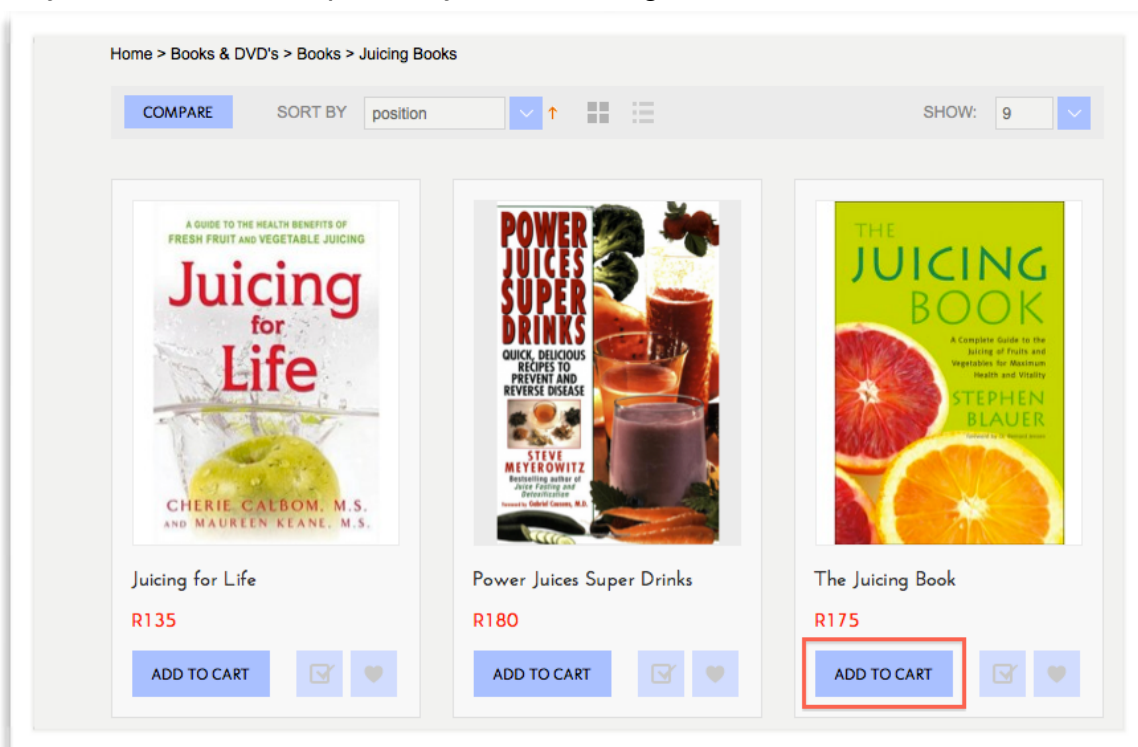
Postcode/Zip\* Country\* South Africa

« Back **SAVE ADDRESS**

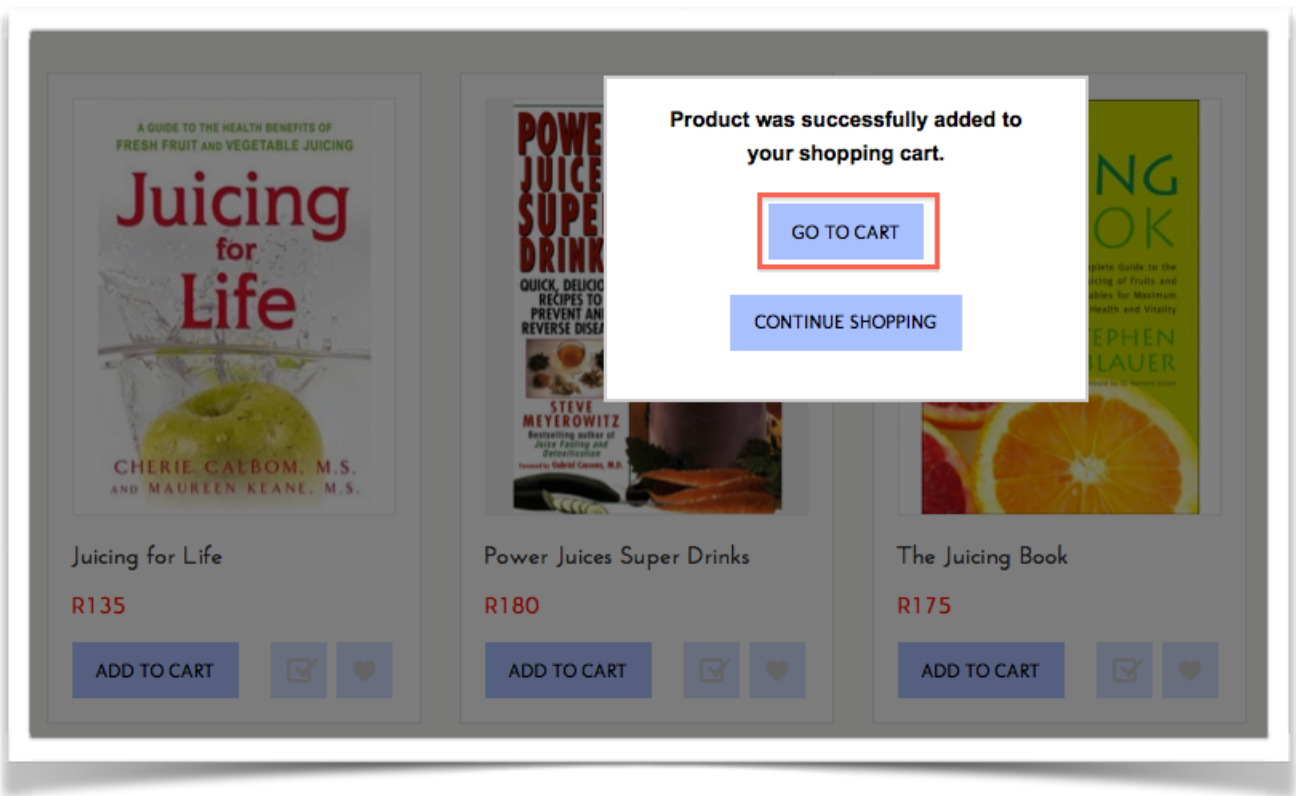
5. Once you have saved your information and delivery address continue shopping by selecting a category from the menu on the top of the website



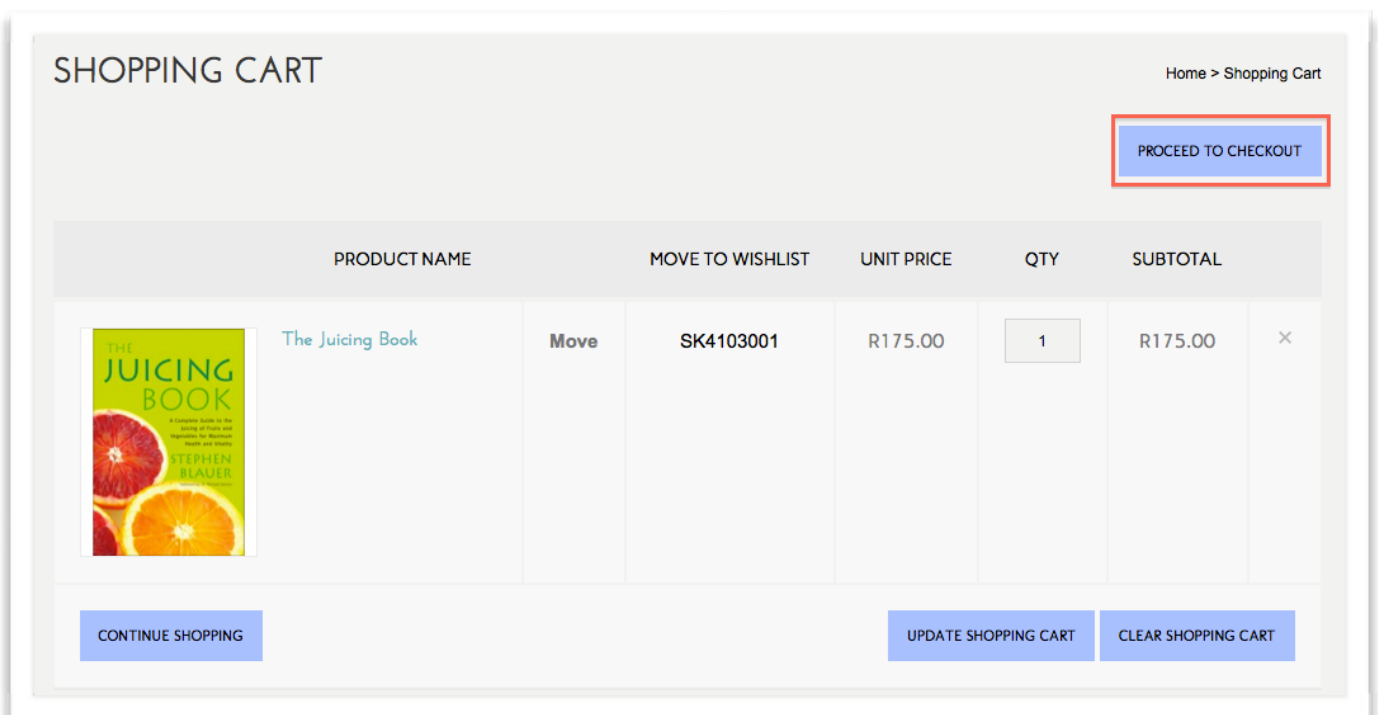
6. Once you have found the product you are looking for click **Add to Cart**



7. Your product has now been added to your shopping cart, at this stage you may either **Go to Cart** or **Continue Shopping**



8. Clicking **Go to cart** will redirect you to your shopping cart where you may now **Proceed to Checkout**



9. During the checkout procedure be sure to select the **Delivery Address** you setup in step 4. Then select your desired **Delivery Method**

NAME & ADDRESS

Select A Billing Address From Your Address Book Or Enter A New Address.

Deliver to this address

DELIVERY METHOD

Select Shipping Method

- Collected ( By Arrangement)
- Econoparcel
- Parcel Post (Up to 10 Working Days)
- Speed Service to Counter (2 Working Days)
- Speed Service to Door (2 Working Days)
- Courier (3-5 Days)

10. Scroll down the page and select your **Payment Method** and then click **Place Order Now**.

11. Once you have placed your order you will receive a confirmation email.

12. Goods will be dispatched once the proof of payment has been received.

13. You will receive an email with your tracking details which you may then use to track your order by clicking [Track My Order](#) in the footer of our website

PAYMENT METHOD

- Credit Card (Mygate)
- EFT
- Cash
- Manual Credit Card Call us 086 1100695

PLACE ORDER NOW